

HINGE SPECIFICATIONS FOR EXTERIOR DOOR FRAMES

SPEC #:

DATE:

CUSTOMER NAME:

PO #:

DELIVERY LOCATION:

CUSTOMER #:

SWM SKU#:

SWM SKU#:

HINGE SIDE PREP: FROM TOP OF
STOP TO TOP OF EACH HINGE

FOR 6-8 & 7-0 DOORS

1ST HINGE:

2ND HINGE:

3RD HINGE:

FOR 8-0 DOORS

1ST HINGE:

2ND HINGE:

3RD HINGE:

4TH HINGE:

HINGE SIZE:

HINGE RADIUS:

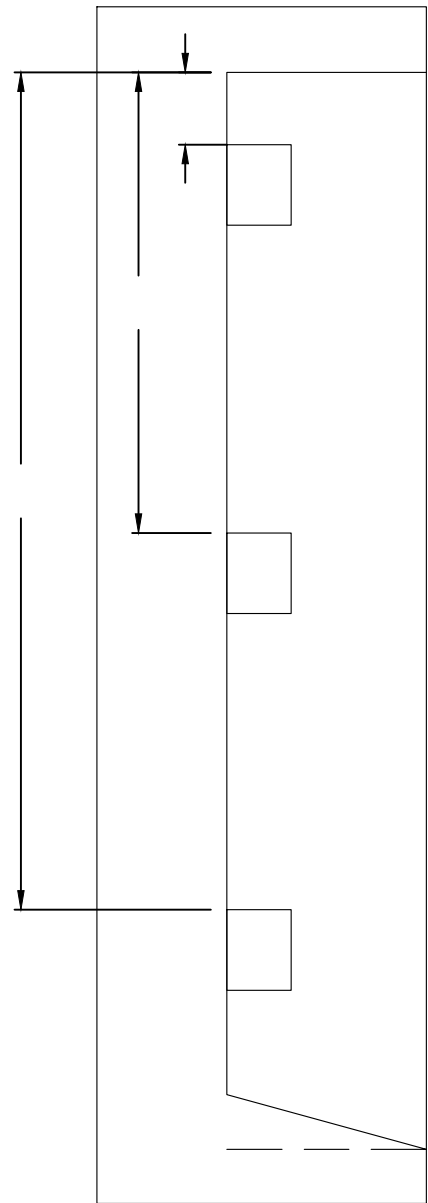
DEPTH OF MORTISE:

VERTICAL MORTISE SIZE:

HORIZONTAL MORTISE SIZE:

HINGES ON CENTER:

OTHER NOTES:

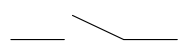


DOOR SWING WHEN VIEWED FROM OUTSIDE

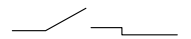
LEFT
HAND



RIGHT
HAND



LEFT
ACTIVE-RIGHT
PASSIVE HAND



LEFT
PASSIVE-RIGHT
ACTIVE HAND

